

TECHNIK

ALUMINIUM

FENSTER



ALUPROFMB 86 SI

KONZEPT
Fenster&Türen

INHALT

1 Visualisierung

2 Technische Werte

Profildaten


Wärmeschutz

Einbruchschutz

Schallschutz

3 Technische Schnitte

VISUALISIERUNG



TECHNISCHE WERTE

Pro file

Konstruktion	Aluprof		
RahmenwertUf	0.92 W/ m2K	(Uf Wert MB86A EUR 0.57W/ m2K)	
Luftdurchlässigkeit	Klasse 4 (EN 12207)	Winkhaus	
Schlagregendichtheit	Klasse E1500 (EN 12208)	Winkhaus	
Wind last	Klasse C5 (EN12210)	Winkhaus	
Schlagregendichtheit	Flache Schwelle	Klasse 9A (EN 1027)	

Wärmeschutz*

Glaswert Ug	0.5 W/ m2 K	0.6 W/ m2 K	0.7 W/ m2 K
Uw Werte	0.72 W/ m2 K	0.79 W/ m2 K	0.87 W/ m2 K

Dichtung

Mitteldichtungssystem, 2 Anschlagdichtungen

Verglasung

Flügel Verglasung Bis 70 Mm, Rahmenverglasung Bis 61 mm

Sonderformen

Schräg, Rund und Bogenfenster

Einbruchschutz

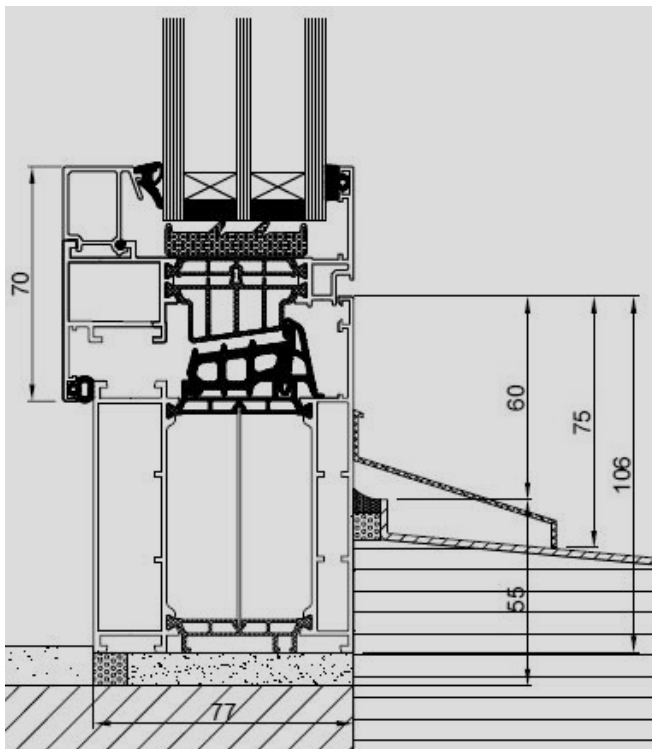
Sicherheitsklasse	RC 1	EN 1026	Roto Frank AG
Sicherheitsklasse	RC 2	EN 1026	Roto Frank AG

Schallschutz**

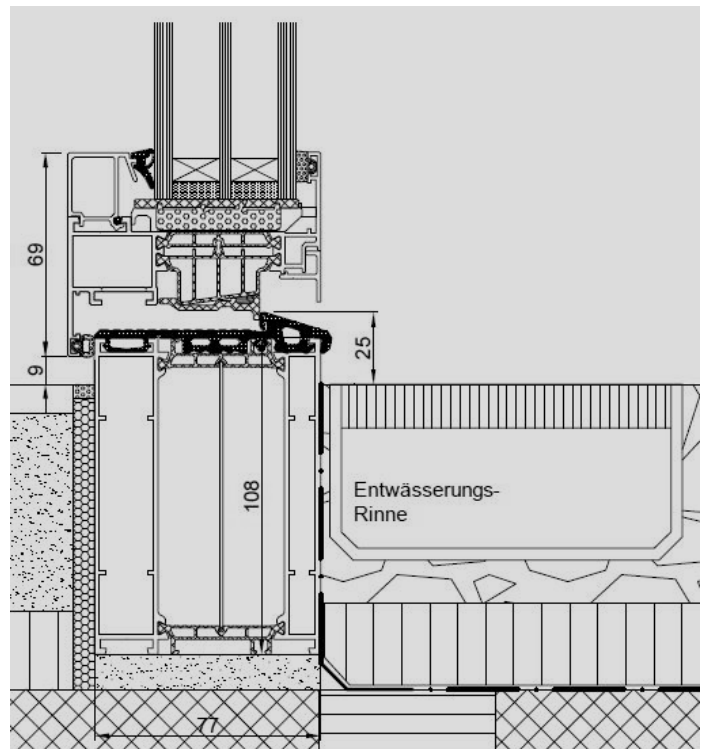
	Rw(C;Ctr)Labor	R`wambau	R`w+Ctr
4-18-4-18-4	36 (C-2, Ctr-6)	R`w= 34 dB	R`w+Ctr= 28 dB
6-18-4-18-4	40 (C-2, Ctr-6)	R`w= 38 dB	R`w+Ctr= 32 dB
8-18-4-18-4	41 (C-2, Ctr-6)	R`w= 39 dB	R`w+Ctr= 33 dB
8-18-4-18-6	41 (C-2, Ctr-4)	R`w= 39 dB	R`w+Ctr= 35 dB
10-18-4-18-6	42 (C-2, Ctr-4)	R`w= 40 dB	R`w+Ctr= 36 dB
8.1VSG (S)-18-4-18-6	45 (C-2, Ctr-7)	R`w= 43 dB	R`w+Ctr= 36 dB
8.1VSG (S)-18-4-18-8	47 (C-2, Ctr-5)	R`w= 45 dB	R`w+Ctr= 40 dB
8.1VSG (S)-18-4-18-10	44 (C-1, Ctr-3)	R`w= 42 dB	R`w+Ctr= 39 dB
6.1VSG (S)-18-4-18-4	43 (C-3, Ctr-8)	R`w= 41 dB	R`w+Ctr= 33 dB
6.1VSG (S)-18-4-18-6	44 (C-2, Ctr-7)	R`w= 42 dB	R`w+Ctr= 35 dB
6.1VSG (S)-18-4-18-6.1VSG	45 (C-2, Ctr-7)	R`w= 43 dB	R`w+Ctr= 36 dB
6.1VSG-18-4-18-4	41 (C-2, Ctr-7)	R`w= 39 dB	R`w+Ctr= 32 dB
6.1VSG-18-4-18-6.1VSG	41 (C-2, Ctr-7)	R`w= 39 dB	R`w+Ctr= 32 dB
VSG P4A-18-4-18-4	43 (C-2, Ctr-7)	R`w= 41 dB	R`w+Ctr= 34 dB
8.2VSG-18-4-18-6.1VSG	46 (C-2, Ctr-7)	R`w= 44 dB	R`w+Ctr= 37 dB
8.2VSG-18-4-18-6	45 (C-2, Ctr-7)	R`w= 43 dB	R`w+Ctr= 36 dB

*Wärmeschutzangabengemäss Normfenster Mauerlichtmass 1230x1480mm**
Schallschutzmessung gemäss Referenzgrösse 1230x1480mm

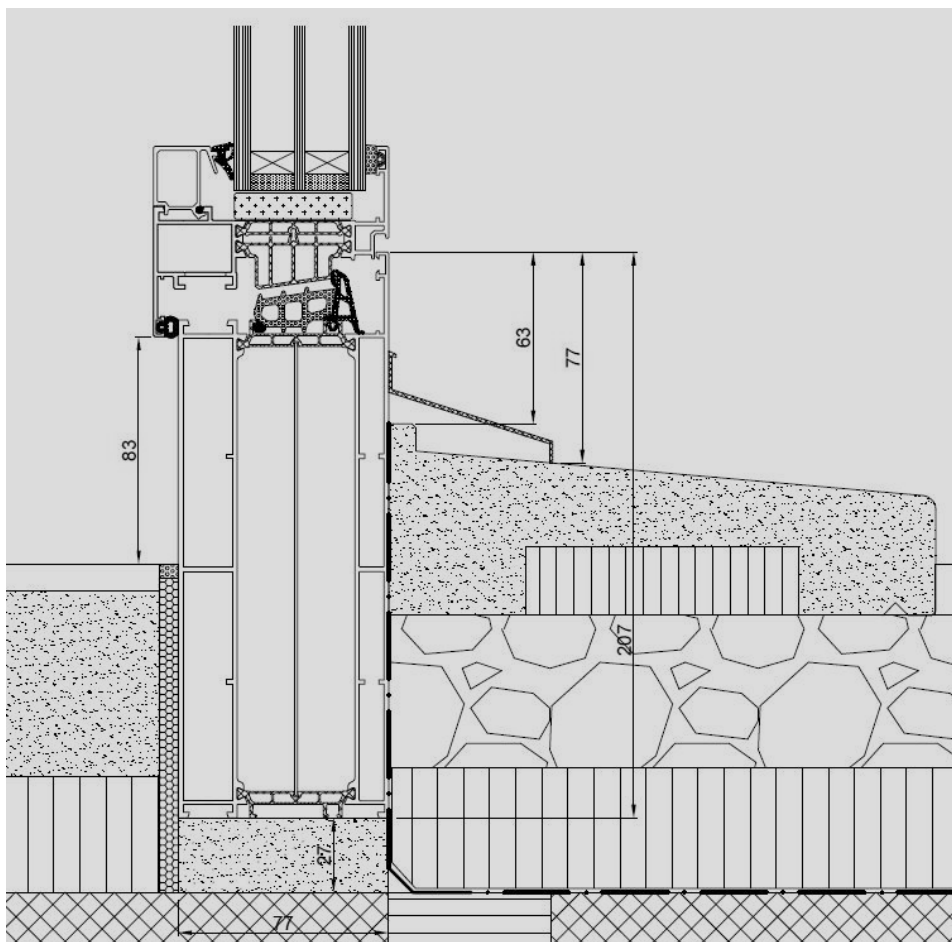
TECHNISCHE SCHNITTE



Brüstung Wetterschenkel aufgesetzt

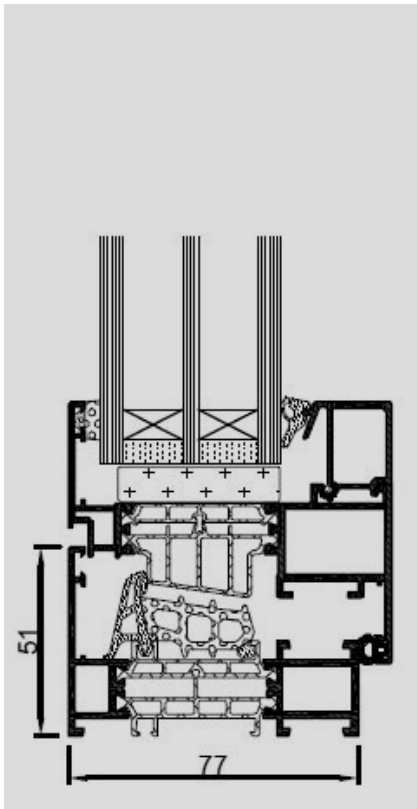


Balkontür Schwelle behindertengerecht

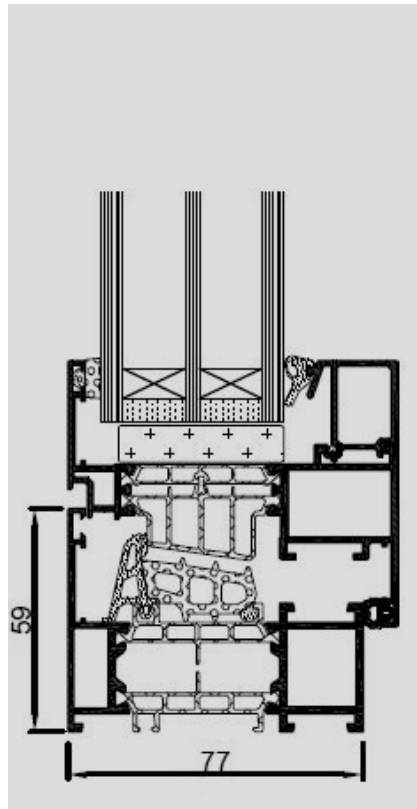


Balkontüre Detail Fensterbank

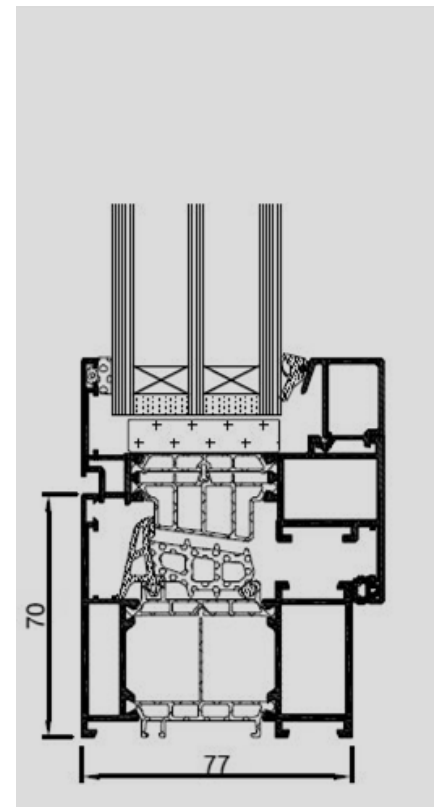
TECHNISCHE SCHNITTE



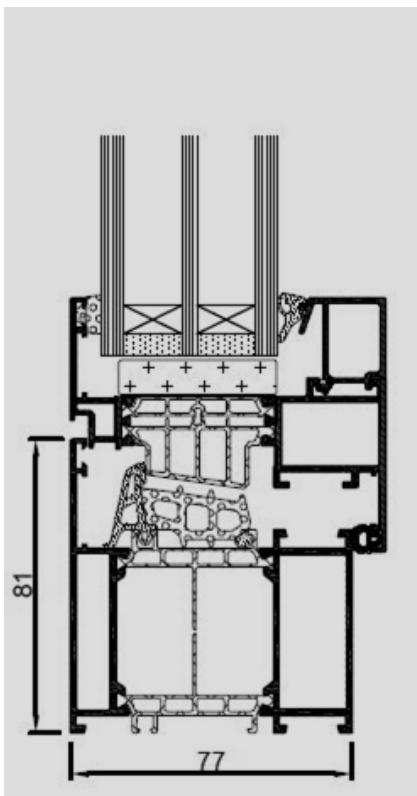
Rahmen 51 mm



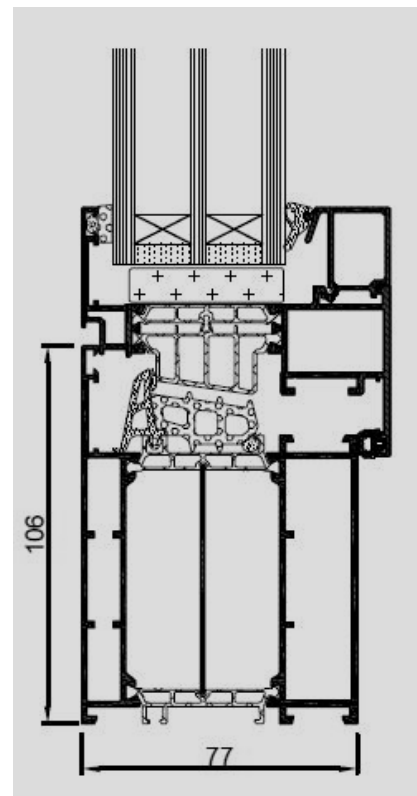
Rahmen 59 mm



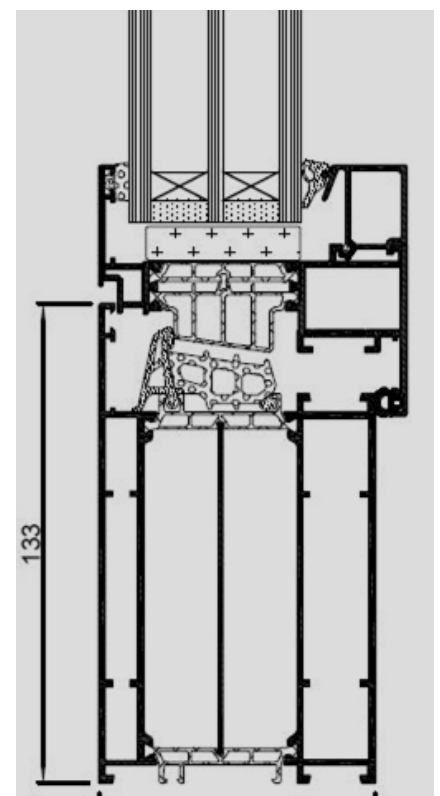
Rahmen 70 mm



Rahmen 81 mm

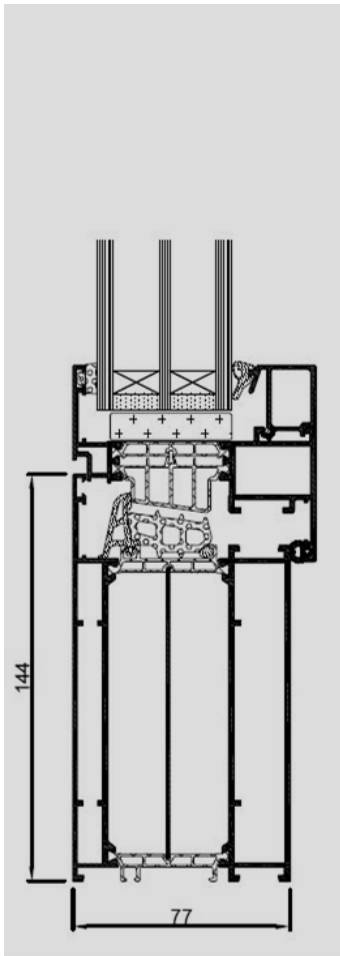


Rahmen 106 mm

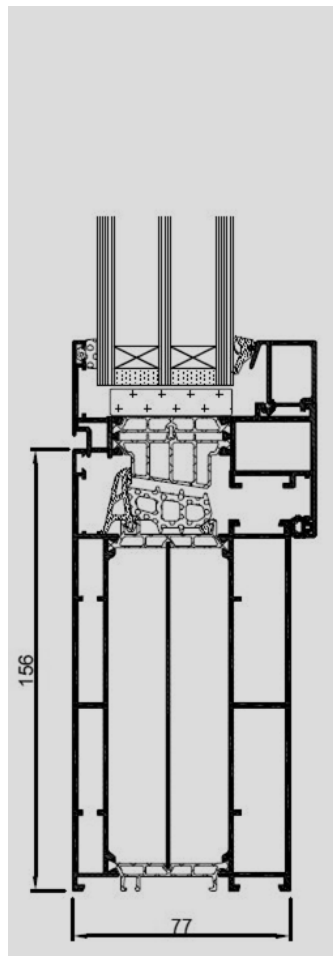


Rahmen 133 mm

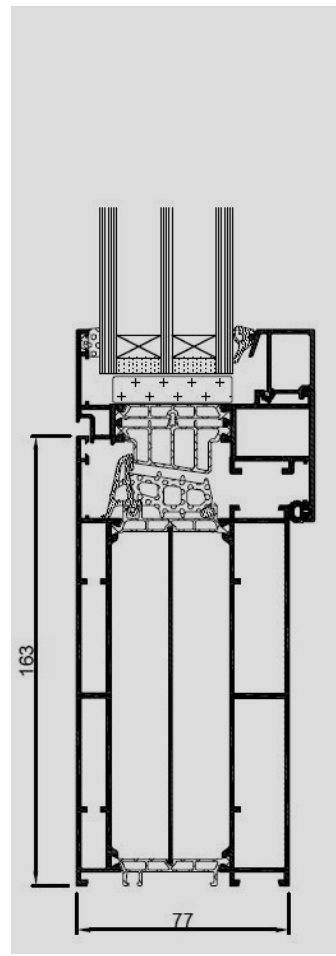
TECHNISCHE SCHNITTE



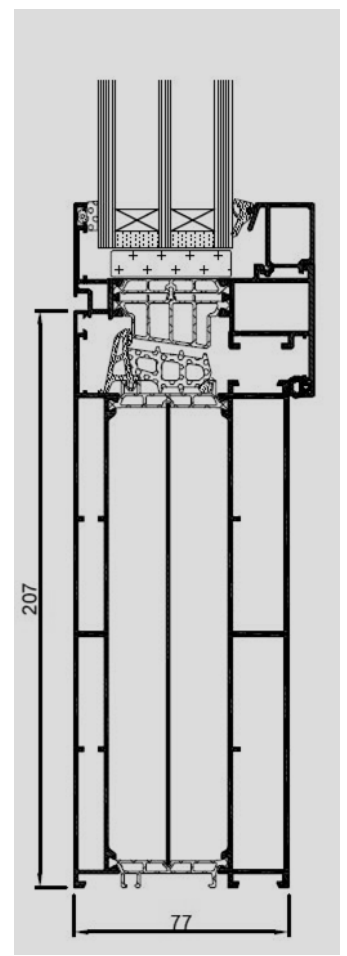
Rahmen 144 mm



Rahmen 156 mm

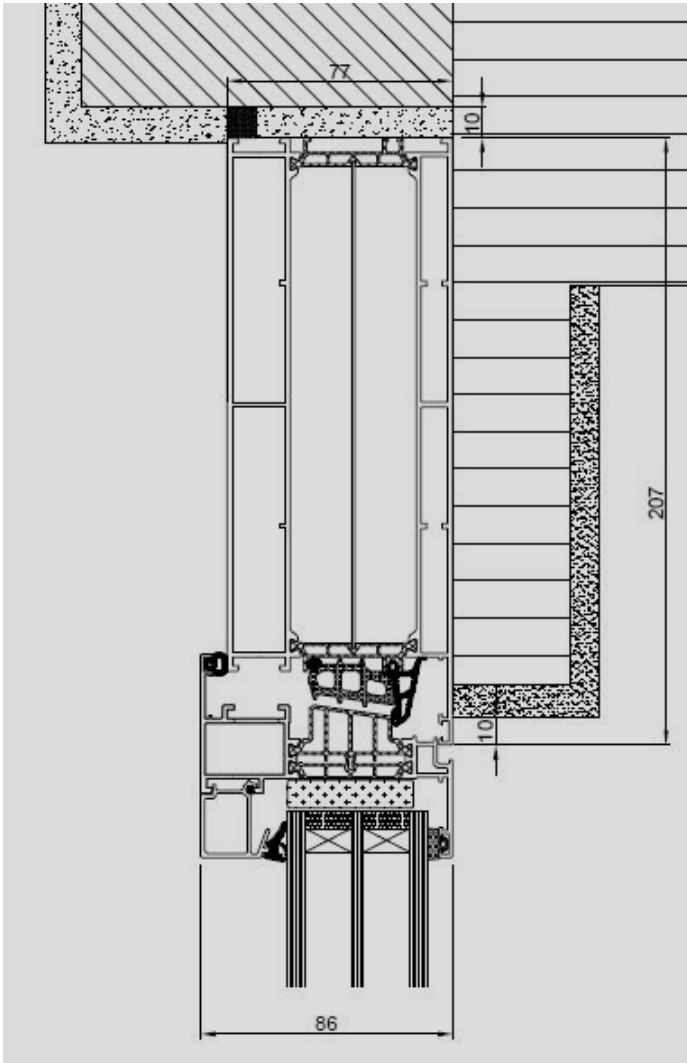


Rahmen 163 mm

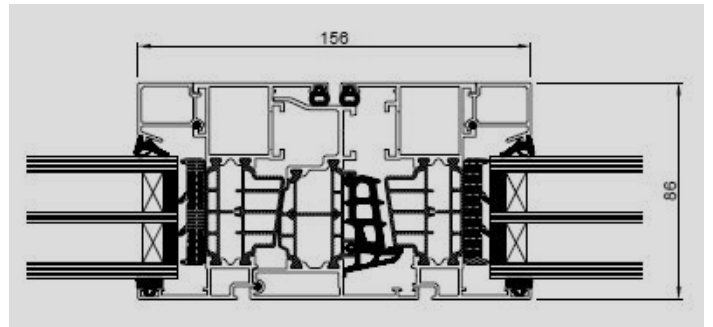


Rahmen 207 mm

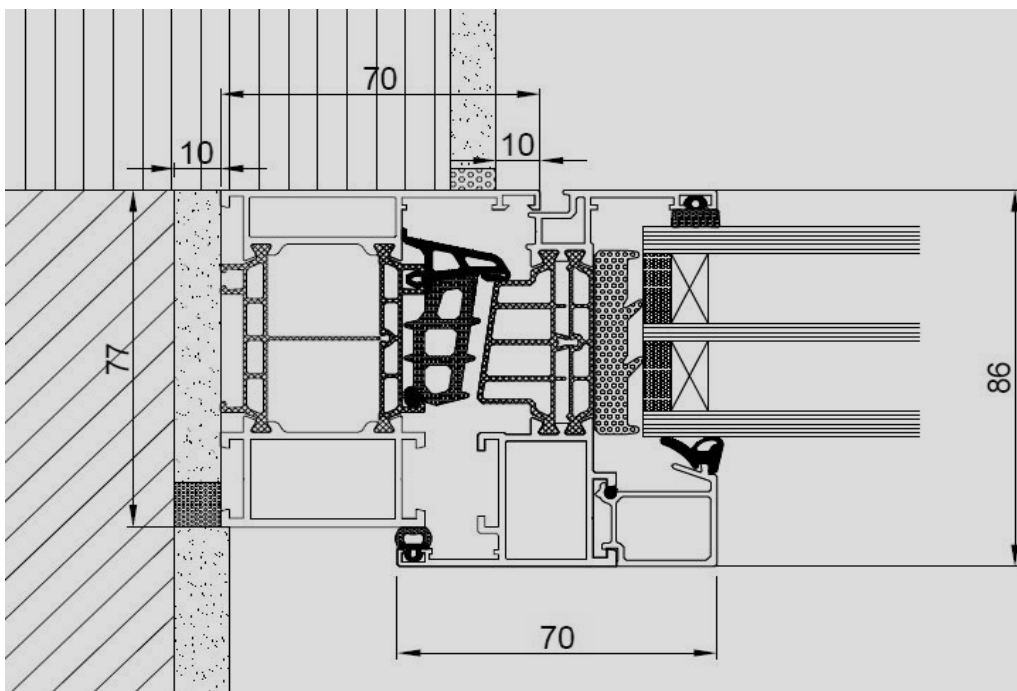
TECHNISCHE SCHNITTE



SturzDetailoben

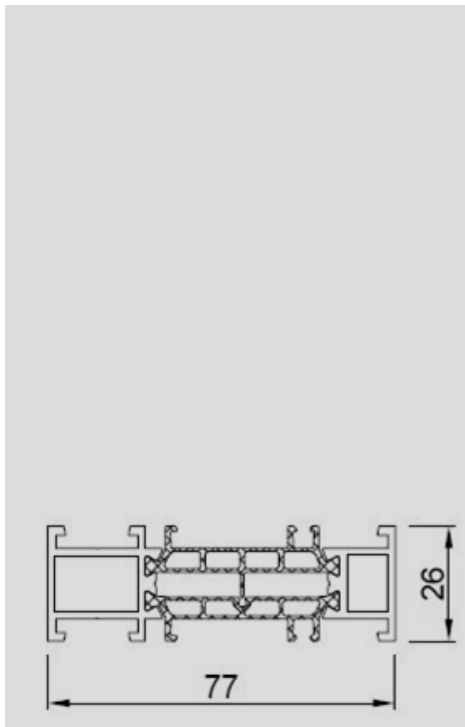


Mittelpartie Stulp

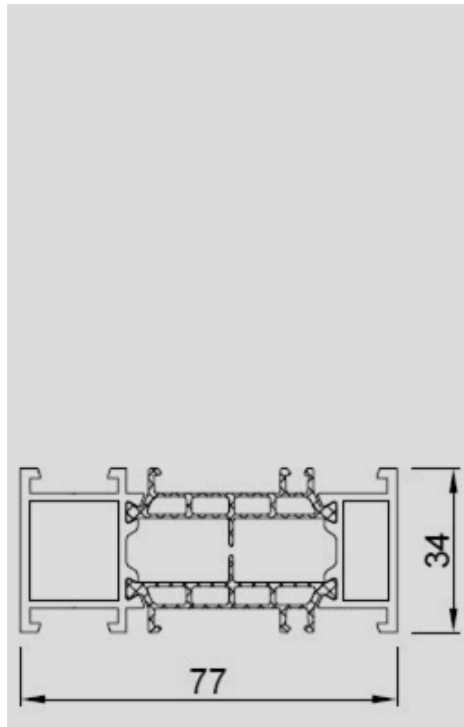


Seitlich Anschlusslinks

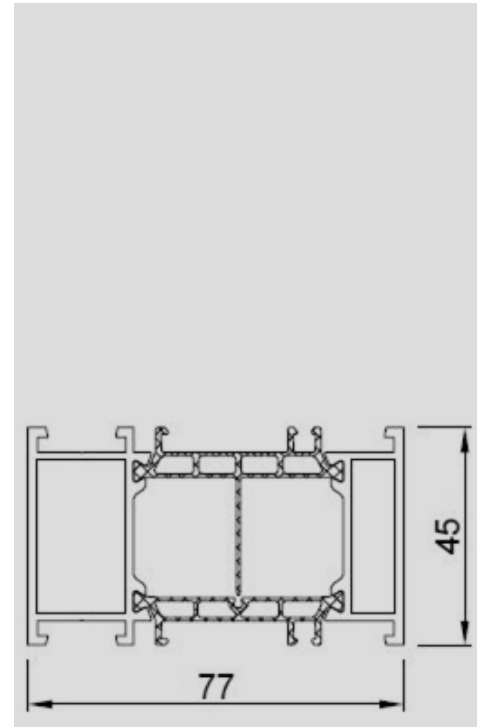
TECHNISCHE SCHNITTE



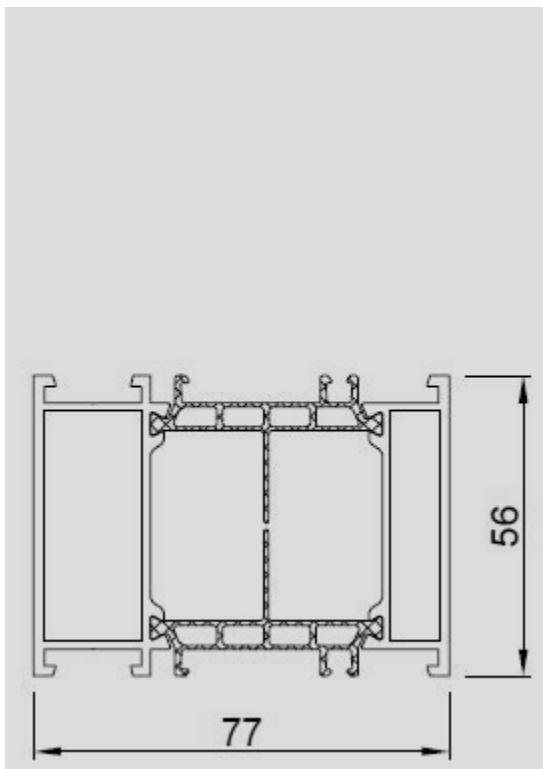
Verbreiterung 26 mm



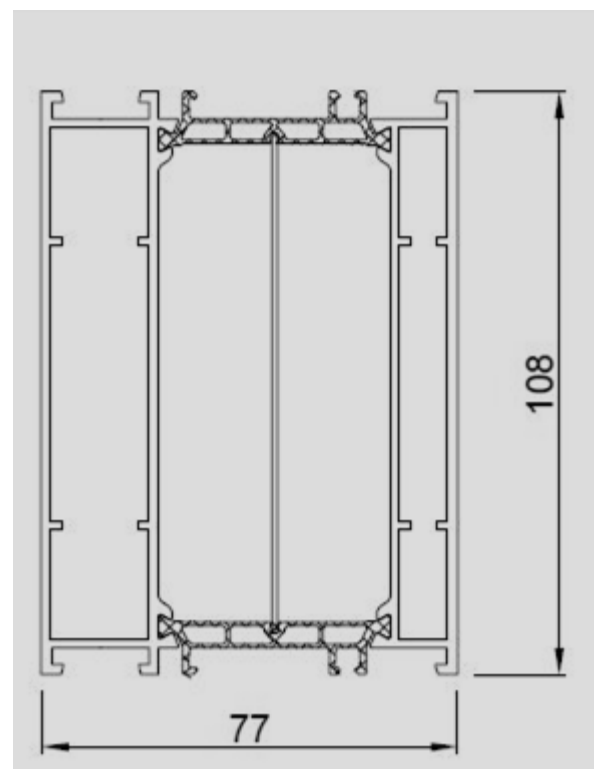
Verbreiterung 34 mm



Verbreiterung 45 mm



Verbreiterung 56 mm



Verbreiterung 108 mm

KONZEPT

Fenster&Türen

Bürerfeld 10 • 9245 Oberbüren • +41 71 955 01 60